

Relay Contact Ratings (Each set of Form C Contacts)

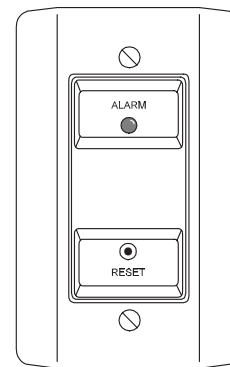
Current Ratings	Maximum Voltage	Load Description	Application
3A	30VDC	Resistive	Non Coded
2A	30VDC	Resistive	Coded
.9A	110VDC	Resistive	Non Coded
.9A	125VAC	Resistive	Non Coded
.5A	30VDC	Inductive (L/R=5ms)	Coded
1A	30VDC	Inductive (L/R=2ms)	Coded
.3A	125VAC	Inductive (PF=.35)	Non Coded
.7A	75VAC	Inductive (PF=.35)	Non Coded
1.5A	25VAC	Inductive (PF=.35)	Non Coded

Accessory Current Loads at 24VDC

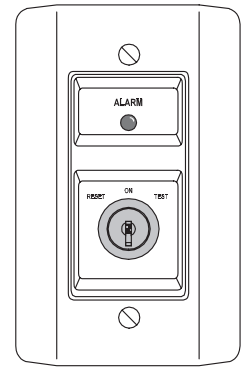
Device	Standby	Alarm
02-3868	0 mA	4.6 mA Max.
02-3869/02-4998	0 mA	4.6 mA Max.

AVAILABLE MODELS

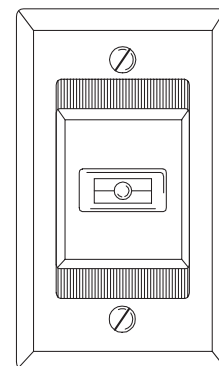
Description	File P/N
Eclipse Series intelligent duct smoke detector housing	63-1056
Photoelectric duct sensor head	63-1057
Photoelectric isolator duct sensor head	63-1062
Metal sampling tube duct widths 1'-2'	02-3721
Metal sampling tube duct widths 2'-4'	02-3722
Metal sampling tube duct widths 4'-8'	02-3723
Metal sampling tube duct widths 8'-12'	02-3724
Replacement Eclipse Power Board	20-1077
Remote test station (see right)	02-3869
Remote test station w/key (see right)	02-4998
Remote LED (see right)	02-3868
Replacement filters	20-1078
End cap for metal sampling tube	20-1070
Replacement plastic sampling tub	20-1080



02-3869
Remote Test Station
(UL S2522)



02-4998
Remote Test Station
with key (UL S2522)



02-3868
Remote Annunciator
(UL S2522)