

Relay Contact Ratings (Each set of Form C Contacts)

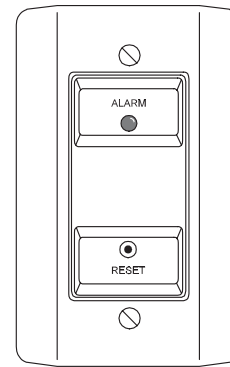
| Current Ratings | Maximum Voltage | Load Description | Application |
|-----------------|-----------------|---------------------|-------------|
| 3A | 30VDC | Resistive | Non Coded |
| 2A | 30VDC | Resistive | Coded |
| .9A | 110VDC | Resistive | Non Coded |
| .9A | 125VAC | Resistive | Non Coded |
| .5A | 30VDC | Inductive (L/R=5ms) | Coded |
| 1A | 30VDC | Inductive (L/R=2ms) | Coded |
| .3A | 125VAC | Inductive (PF=.35) | Non Coded |
| .7A | 75VAC | Inductive (PF=.35) | Non Coded |
| 1.5A | 25VAC | Inductive (PF=.35) | Non Coded |

Accessory Current Loads at 24VDC


| Device | Standby | Alarm |
|-----------------|---------|-------------|
| 02-3868 | 0 mA | 4.6 mA Max. |
| 02-3869/02-4998 | 0 mA | 4.6 mA Max. |

AVAILABLE MODELS

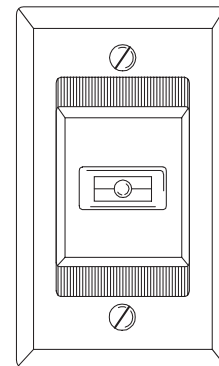
| Description | File P/N |
|--|----------|
| Eclipse Series intelligent duct smoke detector housing | 63-1056 |
| Photoelectric duct sensor head | 63-1057 |
| Photoelectric isolator duct sensor head | 63-1062 |
| Metal sampling tube duct widths 1'-2' | 02-3721 |
| Metal sampling tube duct widths 2'-4' | 02-3722 |
| Metal sampling tube duct widths 4'-8' | 02-3723 |
| Metal sampling tube duct widths 8'-12' | 02-3724 |
| Replacement Eclipse Power Board | 20-1077 |
| Remote test station (see right) | 02-3869 |
| Remote test station w/key (see right) | 02-4998 |
| Remote LED (see right) | 02-3868 |
| Replacement filters | 20-1078 |
| End cap for metal sampling tube | 20-1070 |
| Replacement plastic sampling tub | 20-1080 |



02-3869
Remote Test Station
(UL S2522)



02-4998
Remote Test Station
with key (UL S2522)



02-3868
Remote Annunciator
(UL S2522)