

## DUCT DETECTOR REMOTE ACCESSORIES

### APPLICATION

The Duct Detector Remote Accessories are designed to be used with the DH-98 Conventional and DH-98/DH-99 Analog Duct Detectors to provide audible and visual indication as well as remote test/reset functions.

These devices are constructed of brushed stainless steel and mount on a standard single or double gang backbox.

### SPECIFICATIONS

#### Power Requirements


Alarm LED	15 mA
Pilot LED	15 mA
Horn	20 mA @ 24 VDC

#### Sound Pressure

Horn	78 db @ 10 feet
------	-----------------

#### Dimensions

Single Gang	2.75" (69.85mm) W 4.5" (114.3mm) H
Double Gang	4.5" (114.3mm) W 4.5" (114.3mm) H



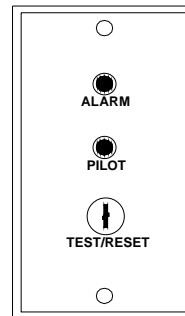
#### MS-RA

Functions:

Remote Alarm LED (red)

*For Use with:*

DH-98-I, DH-98-P  
DH-98-HVI, DH-98-HVP  
DH-98-AR, DH-99-AR



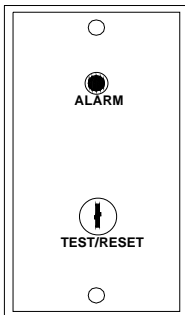
#### MS-KA/P/R

Functions:

Remote Alarm LED (red)  
Pilot LED (green)  
Key-Operated Test/Reset  
Switch

*For Use with:*

DH-98-I, DH-98-P  
DH-98-HVI, DH-98-HVP



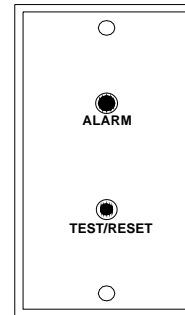
#### MS-KA/R

Functions:

Remote Alarm LED (red)  
Key-Operated Test/Reset  
Switch

*For Use with:*

DH-98-I, DH-98-P  
DH-98-HVI, DH-98-HVP  
DH-98-AR, DH-99-AR



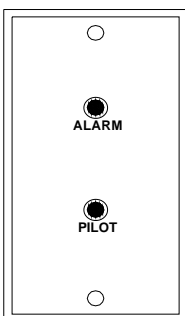
#### MS-RA/R

Functions:

Remote Alarm LED (red)  
Push-button Test/Reset  
Switch

*For Use with:*

DH-98-I, DH-98-P  
DH-98-HVI, DH-98-HVP  
DH-98-AR, DH-99-AR



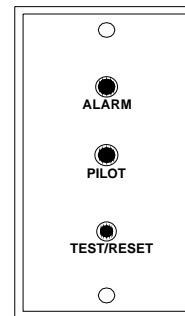
#### MS-RA/P

Functions:

Remote Alarm LED (red)  
Pilot LED (green)

*For Use with:*

DH-98-I, DH-98-P  
DH-98-HVI, DH-98-HVP



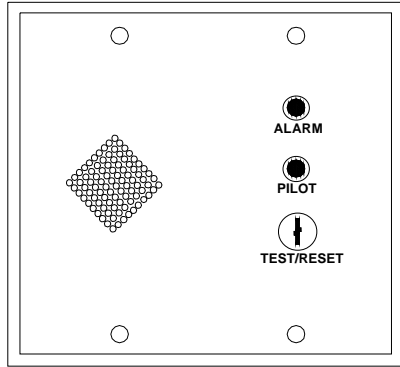
#### MS-RA/P/R

Functions:

Remote Alarm LED (red)  
Pilot LED (green)  
Push-button Test/Reset  
Switch

*For Use with:*

DH-98-I, DH-98-P  
DH-98-HVI, DH-98-HVP



**MS-RH/KA/P/R**

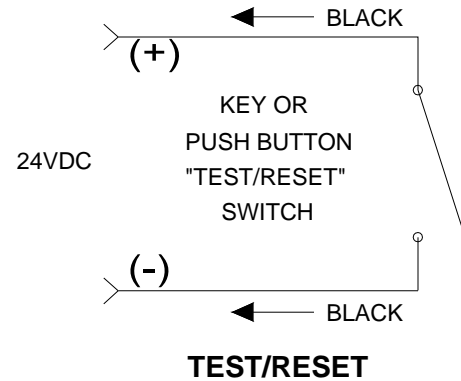
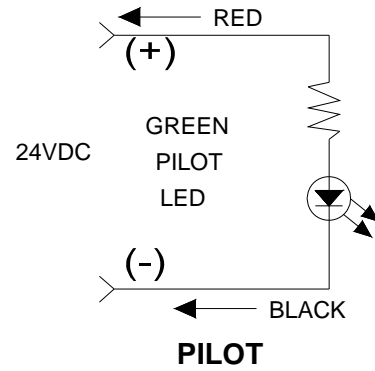
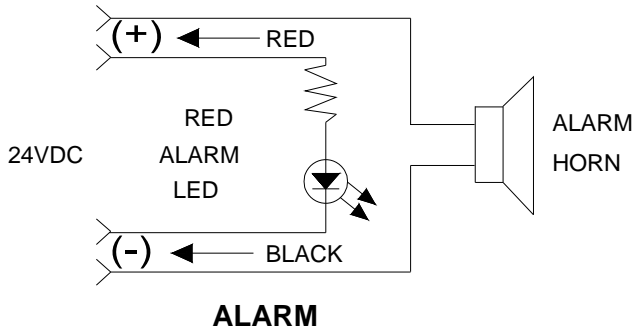
Functions:

- Remote Alarm Horn
- Remote Alarm LED (red)
- Pilot LED (green)
- Key-Operated Test/Reset Switch

For Use with:

- DH-98-I, DH-98-P
- DH-98-HVI, DH-98-HVP

**WIRING DIAGRAM**



**PRODUCT SPECIFICATIONS**

	PILOT LED (GREEN)	ALARM LED (RED)	PUSH BUTTON TEST/RESET	KEY OPERATED TEST/RESET	HORN	SINGLE GANG	DOUBLE GANG
MODEL #							
MS-RA		●				●	
MS-RA/P	●	●				●	
MS-RA/R		●	●			●	
MS-RA/P/R	●	●	●			●	
MS-KA/R		●		●		●	
MS-KA/P/R	●	●		●		●	
MS-RH/KA/P/R	●	●		●	●		●