

DH Series - Electromagnetic Fire Door Holders




DH24FB
(Brass Plated)



DH24FC
(Chrome Plated)



DH24FPC
(Powdercoated)



DH24GC1



DH24WC

DESCRIPTION

DH series fire door holders are constructed of the finest materials and workmanship available. The door holder is made of durable die-cast metal and offered in a high luster plated or powdercoated finish.

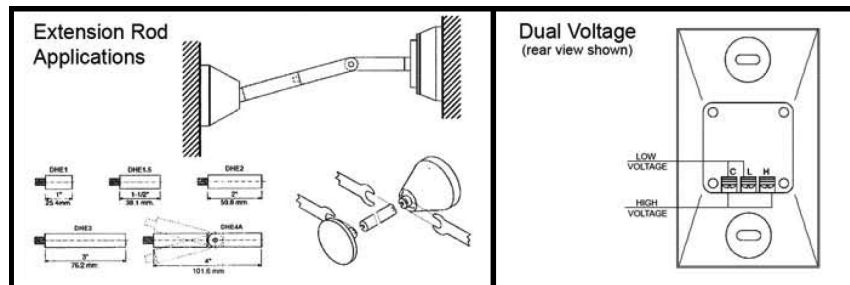
Other features include standard dual voltage ac or dc inputs of 24 & 120V models. While reducing stocking requirements, model 24120 draws a mere 20 mA @24VDC lowering overall job costs. (In large installations the cost savings can be substantial).

Other features: single or double coil floor mounting, surface mounting and direct wall mounting. No brackets are required. The DH series door holders offer a new installation technique using an adhesive template assuring alignment without secondary adjustments.

Accessories include extension and misalignment rods (various lengths) enabling parallelism between door and wall at distances greater than 12 inches and misalignment over 4 inches.

Aiding in installation is the aircraft quality DH drill that reduces installation time and provides a near perfect alignment of catch-plate and armature - again, lowering overall installations costs.

Basic units offer superior holding force and low residual magnetism. Model 24120 can operate at higher listed voltages producing holding forces in excess of 100lbs. (45.3kg.) For special applications.



STANDARD FEATURES

- Very low current draw
- Dual voltage inputs
- Terminal Block Connections
- High holding force
- Low residual magnetism
- Double chrome plating
- Mounting hardware & instructions

OPTIONAL FEATURES

- Plated or Powdercoated finish
- Double brass plating/powdercoated
- Extension and Misalignment Rods
- Surface mounting back box
- Time saving Drill Fixture (for mounting catch plate).

Specifications subject to change without notice.

DH Series - Electromagnetic Fire Door Holders

PERFORMANCE DATA

MODEL	VOLTAGE	DC/MA	AC/MA	TERMINALS	LB.	KG
24120	24V	20	19	C&L	40	18.1
	120V	-	20	C&H	35	15.8

NOTE: Holding forces listed in above table corresponds with shaded values, non shaded values are slightly less.

MODEL	VOLTAGE	DC/MA	AC/MA	TERMINALS	LB.	KG
24120	120V	-	100	C&L	110	49.8

HIGH HOLDING FORCE/SPECIAL APPLICATIONS:

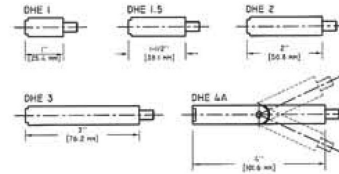
To obtain performance values in table above apply high listed voltage to low voltage terminals (C & L).

NOTE: This configuration can only be applied to model 24120.

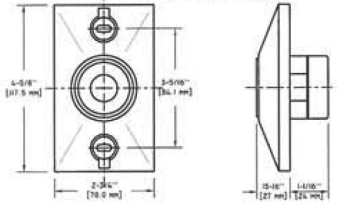
ACCESSORIES

Extensions:

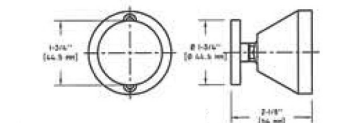
Extension rods



Magnetic Door Holder



Door Holder Swivel base



DOOR HOLDER PARTS LIST

PART NUMBER	DESCRIPTION	MODEL
Flush Mount		
0500-01890	RSG Door Holder, Flush Mount, Chrome Finish, 120V	DH24120FPC
0500-01900	RSG Door Holder, Flush Mount, Brass Finish, 120V	DH24120FB
Surface Mount		
0500-01910	RSG Door Holder, Surface Mount, Chrome Finish, 120V	DH24120SPC
0500-01895	RSG Door Holder, Surface Mount, Chrome Finish, 220V	DH24220SPC
0500-01920	RSG Door Holder, Surface Mount, Brass Finish, 120V	DH24120SB
Ground Mount		
0500-01930	RSG Door Holder, Ground Mount, Chrome Finish, <i>Single</i> Coil, 120V	DH24120GPC1
0500-01940	RSG Door Holder, Ground Mount, Brass Finish, <i>Single</i> Coil, 120V	DH24120GB1
0500-01950	RSG Door Holder, Ground Mount, Chrome Finish, <i>Double</i> Coil, 120V	DH24120GPC2
0500-01960	RSG Door Holder, Ground Mount, Brass Finish, <i>Double</i> Coil, 120V	DH24120GB2
1" Extension Rods		
0500-01970	RSG Door Holder Extension Rod, 1", Chrome Finish	DHE1PC
0500-01980	RSG Door Holder Extension Rod, 1", Brass Finish	DHE1B
1.5" Extension Rods		
0500-01990	RSG Door Holder Extension Rod, 1.5", Chrome Finish	DHE1.5PC
0500-02000	RSG Door Holder Extension Rod, 1.5", Brass Finish	DHE1.5B
2" Extension Rods		
0500-02010	RSG Door Holder Extension Rod, 2", Chrome Finish	DHE2PC
0500-02020	RSG Door Holder Extension Rod, 2", Brass Finish	DHE2B
3" Extension Rods		
0500-02030	RSG Door Holder Extension Rod, 3", Chrome Finish	DHE3PC
0500-02040	RSG Door Holder Extension Rod, 3", Brass Finish	DHE3B
4" Extension Rods		
0500-02050	RSG Door Holder Extension Rod, 4", Chrome Finish	DHE4PC
0500-02060	RSG Door Holder Adjustable Extension Rod, 4", Chrome Finish	DHE4APC
5" Extension Rods		
0500-02070	RSG Door Holder Extension Rod, 5", Chrome Finish	DHE5PC
0500-02080	RSG Door Holder Extension Rod, 5", Brass Finish	DHE5B
Catch Plates		
0500-02090	RSG Door Holder Catch Plate, Chrome Finish	DHCPPC
0500-02100	RSG Door Holder Catch Plate, Brass Finish	DHCPB
Swivel Base		
0500-02110	RSG Door Holder Swivel Base, Chrome Finish	DHSBPC
0500-02120	RSG Door Holder Swivel Base, Brass Finish	DHSBB